

# ADDITION

## worksheets


### DOUBLE DIGIT PRACTICE

Name: \_\_\_\_\_ Date: \_\_\_\_\_

**DOUBLE DIGIT ADDITION WITHOUT REGROUPING**

Solve the problems:

$\begin{array}{r} 35 \\ +24 \\ \hline \end{array}$	$\begin{array}{r} 52 \\ +31 \\ \hline \end{array}$	$\begin{array}{r} 44 \\ +45 \\ \hline \end{array}$
$\begin{array}{r} 13 \\ +74 \\ \hline \end{array}$	$\begin{array}{r} 84 \\ +15 \\ \hline \end{array}$	$\begin{array}{r} 72 \\ +26 \\ \hline \end{array}$
$\begin{array}{r} 65 \\ +34 \\ \hline \end{array}$	$\begin{array}{r} 87 \\ +12 \\ \hline \end{array}$	
$\begin{array}{r} 46 \\ +22 \\ \hline \end{array}$	$\begin{array}{r} 28 \\ +50 \\ \hline \end{array}$	




Name: \_\_\_\_\_ Date: \_\_\_\_\_

**DOUBLE DIGIT ADDITION WITH REGROUPING**

Solve the problems:

$\begin{array}{r} \square \\ 35 \\ +27 \\ \hline \end{array}$	$\begin{array}{r} \square \\ 55 \\ +26 \\ \hline \end{array}$	$\begin{array}{r} \square \\ 34 \\ +46 \\ \hline \end{array}$
$\begin{array}{r} \square \\ 15 \\ +78 \\ \hline \end{array}$	$\begin{array}{r} \square \\ 58 \\ +17 \\ \hline \end{array}$	$\begin{array}{r} \square \\ 77 \\ +16 \\ \hline \end{array}$
$\begin{array}{r} \square \\ 43 \\ +39 \\ \hline \end{array}$	$\begin{array}{r} \square \\ 27 \\ +14 \\ \hline \end{array}$	
$\begin{array}{r} \square \\ 58 \\ +28 \\ \hline \end{array}$	$\begin{array}{r} \square \\ 27 \\ +59 \\ \hline \end{array}$	



# Thank you for DOWNLOADING



**FISHING THEMED**  
**ELA & MATH**  
**25 WORKSHEETS**

**DIGITAL ACTIVITY**

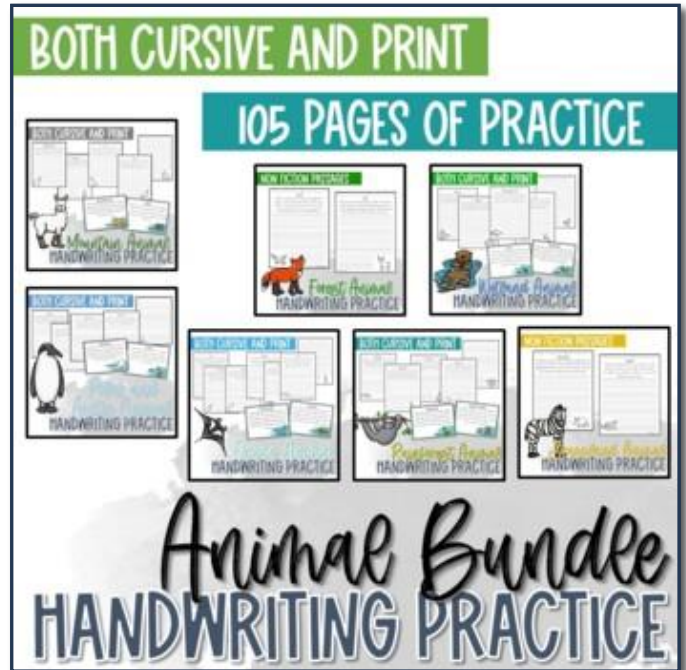
TRACE A FISHING WORD

THE MISSING NUMBER SUBTRACTION

*First Grade*  
**NO-PREP**

*CALM and WAVE*

This image shows a collection of fishing-themed educational worksheets. It includes a 'Trace a Fishing Word' activity with various fish and fishing equipment, a 'Missing Number Subtraction' worksheet with fish-shaped numbers, and a 'Sh vs. Ch' phonics worksheet. A cartoon fisherman character is on the left, and a yellow banner in the top right corner says 'DIGITAL ACTIVITY'. The text 'First Grade NO-PREP' is written in a large, stylized font across the bottom, and 'CALM and WAVE' is in the bottom left corner.



**BOTH CURSIVE AND PRINT**

**105 PAGES OF PRACTICE**

*Animal Bundle*  
**HANDWRITING PRACTICE**

This image displays a grid of handwriting practice worksheets from an 'Animal Bundle'. The top section is titled 'BOTH CURSIVE AND PRINT' and '105 PAGES OF PRACTICE'. Below this, several sample worksheets are shown, each featuring a different animal and a handwriting practice grid. The animals include a fox, a bear, a penguin, a bird, a boat, and a zebra. The text 'Animal Bundle HANDWRITING PRACTICE' is written in a large, stylized font at the bottom.

If you liked this product,  
check out these!

Name \_\_\_\_\_ Date \_\_\_\_\_

## DOUBLE DIGIT ADDITION WITHOUT REGROUPING

Solve the problems:

$$\begin{array}{r} 35 \\ + 24 \\ \hline \end{array}$$

$$\begin{array}{r} 52 \\ + 31 \\ \hline \end{array}$$

$$\begin{array}{r} 44 \\ + 45 \\ \hline \end{array}$$

$$\begin{array}{r} 13 \\ + 74 \\ \hline \end{array}$$

$$\begin{array}{r} 84 \\ + 15 \\ \hline \end{array}$$


$$\begin{array}{r} 72 \\ + 26 \\ \hline \end{array}$$

$$\begin{array}{r} 65 \\ + 34 \\ \hline \end{array}$$

$$\begin{array}{r} 87 \\ + 12 \\ \hline \end{array}$$

$$\begin{array}{r} 46 \\ + 22 \\ \hline \end{array}$$

$$\begin{array}{r} 28 \\ + 50 \\ \hline \end{array}$$



Name \_\_\_\_\_ Date \_\_\_\_\_

# DOUBLE DIGIT ADDITION WITH REGROUPING

Solve the problems:

$$\begin{array}{r} \square \\ 35 \\ + 27 \\ \hline \end{array}$$

$$\begin{array}{r} \square \\ 55 \\ + 26 \\ \hline \end{array}$$

$$\begin{array}{r} \square \\ 34 \\ + 46 \\ \hline \end{array}$$

$$\begin{array}{r} \square \\ 15 \\ + 78 \\ \hline \end{array}$$

$$\begin{array}{r} \square \\ 58 \\ + 17 \\ \hline \end{array}$$


$$\begin{array}{r} \square \\ 77 \\ + 16 \\ \hline \end{array}$$

$$\begin{array}{r} \square \\ 43 \\ + 39 \\ \hline \end{array}$$

$$\begin{array}{r} \square \\ 27 \\ + 14 \\ \hline \end{array}$$

$$\begin{array}{r} \square \\ 58 \\ + 28 \\ \hline \end{array}$$

$$\begin{array}{r} \square \\ 27 \\ + 59 \\ \hline \end{array}$$



Thank  
**YOU**  
so much!

HELLO!

I truly hope you enjoy this resource as much as I enjoyed creating it. More fun ideas for this product can be found at [www.calmandwave.com](http://www.calmandwave.com)

Any questions, if you find an error, or have an idea for a future product, please send me an email at [calmandwave@gmail.com](mailto:calmandwave@gmail.com). And thank you for purchasing this resource. If you have any questions, please do not hesitate to reach out.

-Sarah

LET'S CONNECT



Terms of Use

© 2022 S. Heilig: Calm & Wave All rights reserved. Purchase of this unit entitles the purchaser the right to reproduce the pages in limited quantities for classroom use only. Duplication for other individuals, entire schools, or entire school system or commercial use is strictly forbidden without written permission from the author: Calm & Wave: [calmandwave@gmail.com](mailto:calmandwave@gmail.com) Copying any part of this product is strictly forbidden. Some links may be affiliate links, these helps keep my kiddos fed and this site running and I greatly appreciate it. There is no extra cost to you. By purchasing you agree to the [terms and conditions](#).



# Credits PAGE



#10271



## Writelovely



IMAGES BY  
[Worksheet Junkie](#)  
[Pixel Paper Prints](#)  
[Kenna Sato Designs](#)