
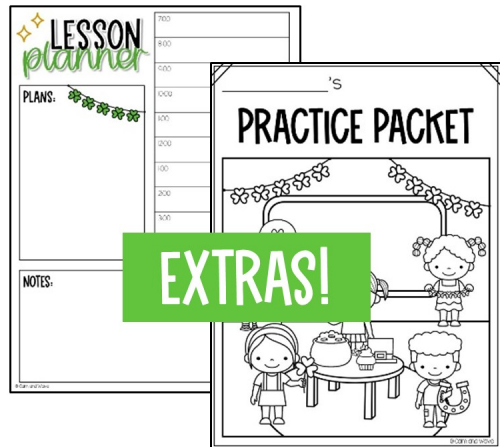



ST. PATRICK'S DAY NO-PREP

15 ELA AND 10 MATH PRINTABLE WORKSHEETS



INCLUDED worksheets

Name _____ Date _____

READING PASSAGE

Directions: Read the passage 3 times and answer the questions.

Jon has a shiny gold coin.
He holds it up in his hand.
"I am lucky!" he says.



Add more to the picture.













Who is the story about? _____
What color is the coin? _____
Why is he lucky? _____

Name _____ Date _____

SHORT A PRACTICE



Directions: Fill in the missing letter then write the word.

	j _ m	
	_ c _ p	
	_ s _ d	
	_ c _ t	
	_ _ _ g	

Name _____ Date _____

SHORT A PRACTICE








Directions: Look at the picture and write the word.

	_____		_____
	_____		_____
	_____		_____
	_____		_____

Name _____ Date _____

SHORT E PRACTICE

Directions: Unscramble the letters to make a word.


 d e e	 e g m
 e t n	 h n e
 k e g	10 e t n
 w t e	 p n e









© Cam and Waver

Name _____ Date _____

SHORT E PRACTICE

Directions: Use the letters in the pot of gold to make the words.



		
		
		10

© Cam and Waver



ELA WORKSHEETS

INCLUDED worksheets










ELA WORKSHEETS

Name _____ Date _____

SHORT I PRACTICE

Directions: Write the short 'i' words that go with the pictures.

















	_____	
	_____	
	_____	
	_____	
	_____	
	_____	


6 _____

Name _____ Date _____

SHORT O WORD PRACTICE

Directions: Color the shamrock with the correct word.



Name _____ Date _____

SHORT U WORD PRACTICE











Directions: Write the short 'u' word to match the picture.

	_____ u _____		_____ u _____
	_____ u _____		_____ u _____
	_____ u _____		
	_____ u _____		

Name _____ Date _____

CVC PRACTICE

Directions: Write the word that goes with the picture.

	_____ o _____		_____ a _____
	_____ e _____		_____ u _____
	_____ o _____		_____ a _____
	_____ e _____		_____ e _____
	_____ i _____		_____ i _____


Name _____ Date _____

CVC WORD PRACTICE

Directions: Read the words then color the words using the chart.

a red	o yellow
e blue	u green
i orange	

pop	tap	hit
dog	hut	bed
net	pot	sun
map	rob	mix




Name _____ Date _____

RAINBOW WORDS

Directions: Trace and then write the color words.



red	orange
yellow	green
blue	purple
	pink



Name _____ Date _____

ENDING SOUNDS


Directions: Match the ending sounds to the correct shamrock.

Name _____ Date _____

THE COLOR WORD - GREEN


GREEN



Write it BIG

Write it small

Color the pictures that are green.




Name _____ Date _____


SENTENCE PRACTICE

Directions: Trace the sentence and then write the sentence.


She has a gold coin.




The gold is in the pot.




He has a cupcake.



The rainbow is pretty.



She has a shamrock.




Name _____ Date _____

HANDWRITING PRACTICE


Directions: Practice writing the words.

St. Patrick's Day


pot of gold




gold coin



shamrock



rainbow



INCLUDED

worksheets



ELA WORKSHEETS

INCLUDED worksheets



MATH WORKSHEETS

Name _____ Date _____

FINISH THE PATTERN

Directions: Cut and paste to finish the pattern.

Name _____ Date _____

NUMBER PRACTICE

Directions: Trace, write, and color the picture.

1		
2		
3		
4		

Name _____ Date _____

TEN FRAME PRACTICE

Directions: Color the correct amount for the ten frame.

FIVE 	EIGHT
THREE 	ONE
SEVEN 	FOUR
TWO 	TEN

Name _____ Date _____

NUMBER PRACTICE

Directions: Cut and paste to match the numbers.

1	2	3	4
5	6	7	8

Name _____ Date _____

ORDERING NUMBERS 1-10

Directions: Put the numbers in the order.

4	1	5	_____
2	3	_____	_____
6	9	7	_____
8	10	_____	_____
3	6	4	_____
5	7	_____	_____
5	7	8	_____
9	6	_____	_____

Name _____ Date _____

COMPARING NUMBERS

Directions: Color the bigger number.

Name _____ Date _____

THE NUMBER 17

Directions: Color the number and then trace and write.

Name _____ Date _____

ORDERING NUMBERS 1-20

Directions: Put the numbers in the order.

20 18 17	_____
16 19	_____
10 11 14	_____
13 12	_____
15 17 19	_____
18 16	_____

Name _____ Date _____

NUMBER PRACTICE

Directions: Write the number that goes in-between the two numbers.

5 7	5 7
5 7	13 15
9 11	4 6
16 18	7 9
14 16	18 20

Name _____ Date _____

2D SHAPES

Directions: Cut and paste to match the shapes.

star	triangle	oval	square
heart	circle	rectangle	semicircle

INCLUDED

worksheets



MATH WORKSHEETS

INCLUDED

worksheets




EXTRAS!

LESSON
planner


PLANS:

NOTES:

7:00
8:00
9:00
10:00
11:00
12:00
1:00
2:00
3:00
4:00



© calm and wave



FALL, WINTER, & SPRING

INCLUDES DIGITAL ACTIVITY

ELA & MATH 25 WORKSHEETS

Kindergarten NO-PREP

Kindergarten NO-PREP Bundle

CALM and WAVE

VALENTINE'S DAY

No Prep Worksheets

PRACTICE PACKET

PRINT & GO

15 ELA WORKSHEETS

10 MATH WORKSHEETS

CALM and WAVE

You might LIKE THESE!

AUTO-FILL

12 MONTH BUNDLE

Handwriting Practice Pages

WITH DAILY CALENDAR ACTIVITY

375+ WORKSHEETS

& MORNING DISPLAY SLIDE

CALM and WAVE

FARM THEMED

ELA & MATH

25 WORKSHEETS

INCLUDES DIGITAL ACTIVITY

Kindergarten NO-PREP

CALM and WAVE

