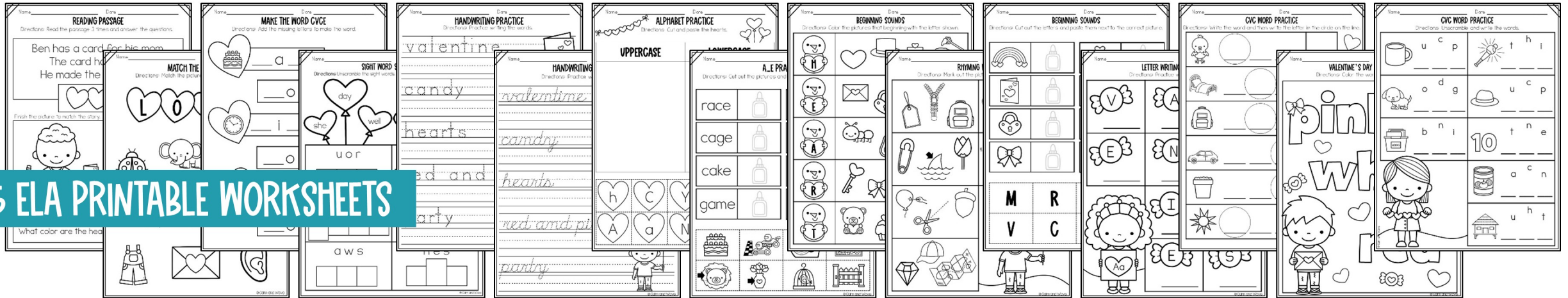
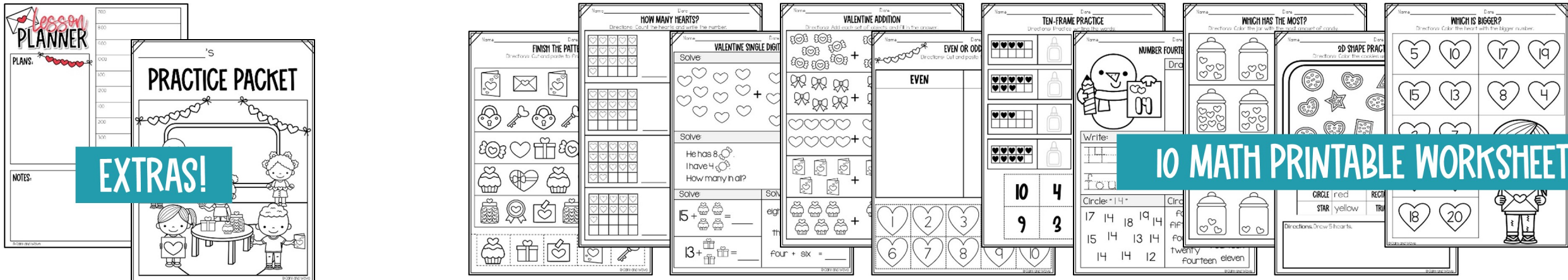


VALENTINE'S DAY NO-PREP

15 ELA AND 10 MATH PRINTABLE WORKSHEETS



15 ELA PRINTABLE WORKSHEETS



10 MATH PRINTABLE WORKSHEETS

INCLUDED worksheets

Name _____ Date _____

SIGHT WORD SCRAMBLE

Directions: Unscramble the sight words. Check your answers in the hearts.

day good
she well our saw

u o r	w l e l
<input type="text"/>	<input type="text"/>
o o d g	y a d
<input type="text"/>	<input type="text"/>
a w s	
<input type="text"/>	

Name _____ Date _____

HANDWRITING PRACTICE

Directions: Practice writing the words.

valentine
candy
hearts
red and pink



Name _____ Date _____

HANDWRITING PRACTICE

Directions: Practice writing the words.

valentine
candy
hearts
red and pink



Name _____ Date _____

READING PASSAGE

Directions: Read the passage 3 times and answer the questions.

Ben has a card for his mom.
The card has hearts.
He made the hearts red.



Finish the picture to match the story.



Who is the story about? _____
Who is the card for? _____
What color are the hearts? _____

© calm and wave

Name _____ Date _____

MATCH THE PICTURE

Directions: Match the picture to its beginning sound.

LOVE



© calm and wave



ELA WORKSHEETS

INCLUDED worksheets



ELA WORKSHEETS

Name _____ Date _____

ALPHABET PRACTICE

Directions: Cut and paste the hearts.

UPPERCASE	LOWERCASE

h C Y
A a N

Name _____ Date _____

A_E PRACTICE

Directions: Cut out the pictures and paste next to the correct word.

race		mane	
cage		tape	
cake		vase	
game		gate	

Name _____ Date _____

BEGINNING SOUNDS

Directions: Color the pictures that beginning with the letter shown.

Name _____ Date _____

RHYMING WORDS

Directions: Mark out the picture that doesn't rhyme.

Name _____ Date _____

BEGINNING SOUNDS







Directions: Cut out the letters and paste them next to the correct picture.

M	R	B	P
V	C	H	L

Name _____ Date _____

CVC WORD PRACTICE

Directions: Write the word and then write the letter in the circle on the line.

	_____	_____
	_____	_____
	_____	_____
	_____	_____
	_____	_____
	_____	_____

Name _____ Date _____


VALENTINE'S DAY COLOR WORDS

Directions: Color the words the correct color.

pink

white








red




Name _____ Date _____

CVC WORD PRACTICE

Directions: Unscramble and write the words.







 u c p	 t h i
 o d g	 u c p
 b n i	10 t n e
 a c n	 u h t



Name _____ Date _____

MAKE THE WORD CVC












Directions: Add the missing letters to make the word.

	__ a __ e
	__ o __ e
	__ i __ e
	__ o __ e
	__ a __ e
	__ o __ e

Name _____ Date _____

LETTER WRITING PRACTICE

Directions: Practice writing the words.

INCLUDED
worksheets



ELA WORKSHEETS

INCLUDED worksheets

Name _____ Date _____

FINISH THE PATTERN

Directions: Cut and paste to finish the pattern.

Name _____ Date _____

HOW MANY HEARTS?

Directions: Count the hearts and write the number.

	_____		_____
	_____		_____
	_____		_____
	_____		_____

Name _____ Date _____

VALENTINE SINGLE DIGIT ADDITION

Solve:

$$\begin{array}{ccccccc} \heartsuit & \heartsuit & \heartsuit & \heartsuit & \heartsuit & \heartsuit & \heartsuit \\ \heartsuit & \heartsuit & \heartsuit & \heartsuit & \heartsuit & \heartsuit & \heartsuit \\ \heartsuit & \heartsuit & \heartsuit & \heartsuit & \heartsuit & \heartsuit & \heartsuit \end{array} + \begin{array}{ccc} \heartsuit & \heartsuit & \heartsuit \\ \heartsuit & \heartsuit & \heartsuit \\ \heartsuit & \heartsuit & \heartsuit \end{array} = \underline{\hspace{2cm}}$$

Solve:

He has 8 .
I have 4 .
How many in all? $\quad + \quad = \underline{\hspace{2cm}}$

Solve:	Solve:
$5 + \begin{array}{c} \heartsuit \heartsuit \\ \heartsuit \heartsuit \end{array} = \underline{\hspace{2cm}}$	eight + seven = $\underline{\hspace{2cm}}$
	three + one = $\underline{\hspace{2cm}}$
	four + six = $\underline{\hspace{2cm}}$

© cam and wave

Name _____ Date _____

VALENTINE ADDITION

Directions: Add each set of objects and fill in the answer.

+ = _____
+ = _____
+ = _____
+ = _____

© cam and wave

Name _____ Date _____

EVEN OR ODD

Directions: Cut and paste the hearts.

EVEN	ODD

1	2	3	4	5
6	7	8	9	10

© cam and wave



MATH WORKSHEETS

Name _____ Date _____

TEN-FRAME PRACTICE

Directions: Practice writing the words.


♥♥♥♥		♥♥♥♥♥♥	
♥♥♥♥♥♥		♥♥♥♥♥♥	
♥♥♥♥		♥♥♥♥♥♥	
♥♥♥♥♥♥		♥♥♥♥♥♥	

10	4	6	8
9	3		

Name _____ Date _____

NUMBER FOURTEEN

Draw: 14 hearts



Write:

14 14 14

fourteen

Circle: "14" Circle: "fourteen"

17 14 18 19 14 fourteen nineteen
14 fifteen fourteen
2 tw

Name _____ Date _____


WHICH HAS THE MOST?

Directions: Color the jar with the most amount of candy.

Name _____ Date _____

2D SHAPE PRACTICE

Directions: Color the cookies using the chart.




HEART	pink	SQUARE	blue
CIRCLE	red	RECTANGLE	orange
STAR	yellow	TRIANGLE	green

Directions: Draw 5 hearts.

Name _____ Date _____

WHICH IS BIGGER?

Directions: Color the heart with the bigger number.

5	10	17	19
5	13	8	4
2	7		
4	12		
18	20		

INCLUDED

worksheets



MATH WORKSHEETS

INCLUDED

worksheets



EXTRAS!


Lesson PLANNER

PLANS:

NOTES:

7:00
8:00
9:00
10:00
11:00
12:00
1:00
2:00
3:00
4:00

© Calm and Wave



FALL, WINTER, & SPRING

INCLUDES DIGITAL ACTIVITY

ELA & MATH 25 WORKSHEETS

Kindergarten NO-PREP

Kindergarten NO-PREP Bundle

CALM and WAVE

VEHICLE THEMED

ELA & MATH

25 WORKSHEETS

DIGITAL ACTIVITY

Kindergarten NO-PREP

CALM and WAVE

You might LIKE THESE!



AUTO-FILL

12 MONTH BUNDLE

Handwriting Practice Pages

WITH DAILY CALENDAR ACTIVITY

375+ WORKSHEETS

& MORNING DISPLAY SLIDE

CALM and WAVE

FARM THEMED

ELA & MATH

25 WORKSHEETS

INCLUDES DIGITAL ACTIVITY

Kindergarten NO-PREP

CALM and WAVE